

Aug. / 1988 new budget has shown lower budget

① Tid

List of items

Min - sup = 2

T₁₀₀ J₁ J₂ J₅

T₂₀₀ J₂ J₄

T₃₀₀ J₂ J₃

T₄₀₀ J₁ J₂ J₄

T₅₀₀ J₁ J₃

T₆₀₀ J₂ J₇

T₇₀₀ J₁ J₃

T₈₀₀ J₁ J₂ J₃ J₅

T₉₀₀ J₁ J₂ J₃

② Items

Contingency items

Cost

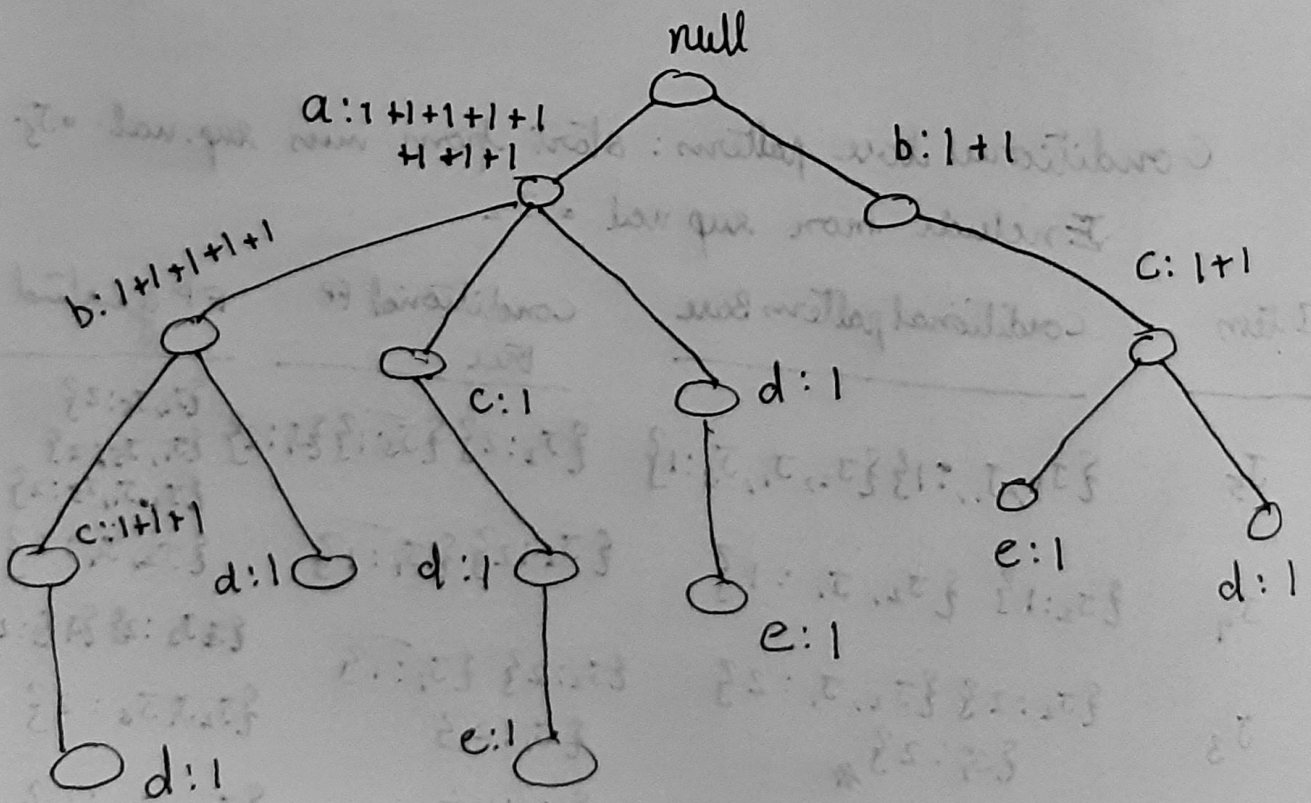
Items	Contingency	Cost
J ₁	6	7
J ₂	7	6
J ₃	6	6
J ₄	2	2
J ₅	2	2

Ans. 2

TID	Item
1	{a, b}
2	{b, c, d}
3	{a, c, d, e}
4	{a, d, e}
5	{a, b, c}
6	{a, b, c, d}
7	{a}
8	{a, b, c}
9	{a, b, d}
10	{b, c, e}

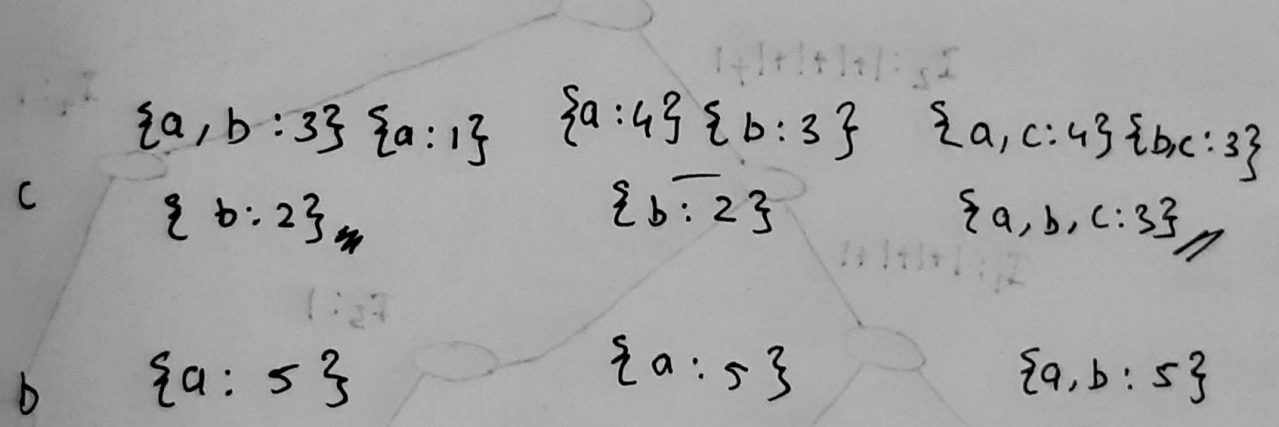
Item	Count
a	8
b	7
c	6
d	5
e	3

descending: a b c d e
8 7 6 5 3



Conditional base patterns :-

Items	Conditional and Patterns base	Conditional FP Items	FP generated
e	$\{a, d:1\}$ $\{b, c:1\}$	$\{a:2\}$ $\{b:1\}$ $\{c:2\}$ $\{d:2\}$	
d	$\{a:1\}$ $\{a, c:1\}$ $\{a, b, c:1\}$	$\{a:4\}$ $\{b:1\}$ $\{c:1\}$	$\{a, d:4\}$



Ans. 3	Transactions
	T ₁
	T ₂
	T ₃
	T ₄
	T ₅
	T ₆

List of Items			
I ₁	I ₂	I ₃	
I ₂	I ₃	I ₄	
	I ₄	I ₅	
I ₁	I ₂	I ₄	
I ₁	I ₂	I ₃	I ₅
I ₁	I ₂	I ₃	I ₄

support threshold = $\frac{50}{100} \times 5 = 2.5$

I_1 4

I_2 5

I_3 4

I_4 4

I_5 2

descending

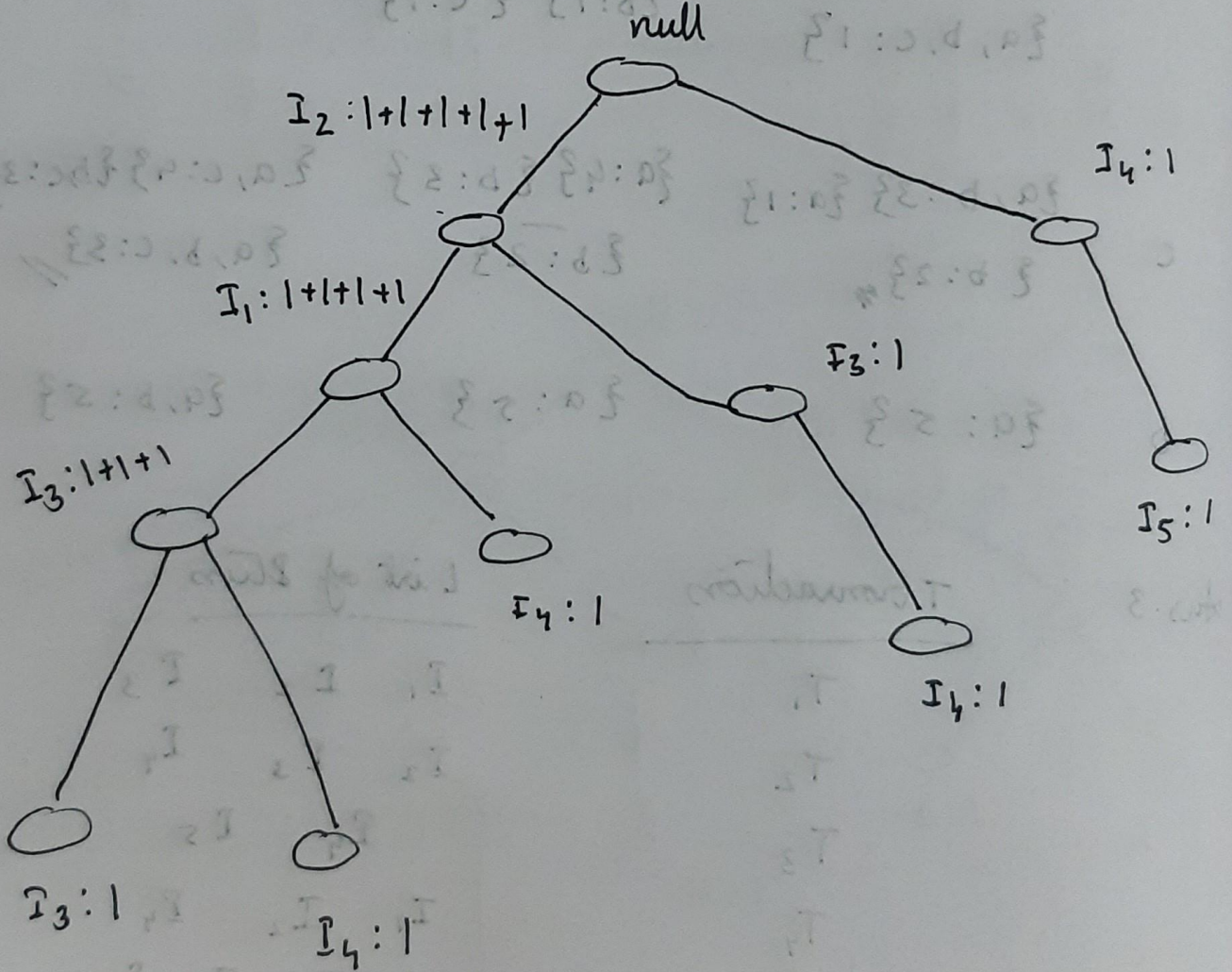
I_2 5

I_1 4

I_3 4

I_4 4

I_5 2



conditional base patterns :-

<u>Items</u>	<u>conditional patterns base</u>	<u>Conditional FP Item</u>	<u>FP generated</u>
I_5	$\{I_2, I_1, I_3:1\} \{I_4:1\}$	$\{\bar{I}_2:1\} \{I_1:1\}$	
I_4		$\{I_3:1\} \{\bar{I}_4:1\}$	
I_4	$\{I_2, I_2, I_3:1\}$ $\{I_2, I_3:1\} \{I_2, I_1:1\}$	$\{I_2:3\} \{I_1:2\}$ $\{I_3:2\}$	$\{I_2, I_4:3\}$
I_3	$\{I_2:1\} \{I_2, I_1:3\}$	$\{I_2:4\} \{I_1:3\}$	$\{I_2, I_3:4\}$ $\{I_1, I_3:3\}$ $\{I_2, I_1, I_3:3\}$
I_1	$\{I_2\}$	$\{I_2:4\}$	<u>$\{I_2, I_1:4\}$</u>